




SOCCCD Board of Trustees Self-Evaluation 2018 Results

Below are the results of the SOCCCD Board of Trustees' Annual Self-Evaluation 2018. All seven trustees completed the evaluation. The questions are scored on a five-point Likert scale where the positive responses of "Excellent/Strongly Agree" are five points and the negative responses of "Poor/Strongly Disagree" are one point.




Please rate how well you feel the Board of Trustees is meeting the Board goals related to the 2014-2020 District-wide Strategic Plan Goals.

SPQ1. The Board will oversee and complete a successful Chancellor search.

Answer	Bar	Response	%
Excellent		5	71.43%
Good		1	14.29%
Neutral		1	14.29%
Fair		0	0.00%
Poor		0	0.00%
Total		7	100.00%

Min Value	Max Value	Average Value	Standard Deviation	Total Respondents
3	5	4.57	0.79	7



SPQ2. The Board will hold the Chancellor accountable for implementing strategies and programs designed to meet the goals and objectives in the 2014-2020 District-wide Strategic Plan. It will monitor progress through reports and discussion at Board meetings, as well as the Chancellor's evaluation process.

Answer	Bar	Response	%
Excellent		2	28.57%
Good		4	57.14%
Neutral		1	14.29%
Fair		0	0.00%
Poor		0	0.00%
Total		7	100.00%

Min Value	Max Value	Average Value	Standard Deviation	Total Respondents
3	5	4.14	0.69	7



SOCCCD Board of Trustees Self- Evaluation 2018 Results

SPQ3. The Board remains committed to communication and leadership styles that model a culture of mutual respect and collaboration and set a positive tone for the District. (District Goal 1)

Answer	Bar	Response	%
Excellent		6	85.71%
Good		1	14.29%
Neutral		0	0.00%
Fair		0	0.00%
Poor		0	0.00%
Total		7	100.00%

Min Value	Max Value	Average Value	Standard Deviation	Total Respondents
4	5	4.86	0.38	7



SPQ4. The Board continues a major focus on success for all students and through its policies and direction and will ensure the quality, integrity, and improvement of student learning programs and services and the resources necessary to support them.

Answer	Bar	Response	%
Excellent		6	85.71%
Good		1	14.29%
Neutral		0	0.00%
Fair		0	0.00%
Poor		0	0.00%
Total		7	100.00%

Min Value	Max Value	Average Value	Standard Deviation	Total Respondents
4	5	4.86	0.38	7

SOCCCD Board of Trustees Self- Evaluation 2018 Results

SPQ5. The Board continues to expect and support efforts to build and maintain partnerships with business/industry to meet career and technical education needs at ATEP, Irvine Valley College, and Saddleback College. (District Goal 3)



Answer	Bar	Response	%
Excellent		3	42.86%
Good		4	57.14%
Neutral		0	0.00%
Fair		0	0.00%
Poor		0	0.00%
Total		7	100.00%

Min Value	Max Value	Average Value	Standard Deviation	Total Respondents
4	5	4.43	0.53	7

SOCCCD Board of Trustees Self- Evaluation 2018 Results





Please rate how well you feel the Board of Trustees is meeting the following Board Effectiveness Goals.

BEG1. The Board remains committed to opportunities to listen to faculty, staff, and student perspectives on District matters, while honoring college and District processes for making decisions and recommendations to the Board. The Board will provide opportunities to discuss board roles and perspectives with administrators, faculty, and staff.

Answer	Bar	Response	%
Excellent		4	57.14%
Good		3	42.86%
Neutral		0	0.00%
Fair		0	0.00%
Poor		0	0.00%
Total		7	100.00%

Min Value	Max Value	Average Value	Standard Deviation	Total Respondents
4	5	4.57	0.53	7



BEG2. The Board is supportive of alternate concepts to collective bargaining and labor relations that will lead to improved negotiations process and employee/employer relations.

Answer	Bar	Response	%
Excellent		4	57.14%
Good		1	14.29%
Neutral		1	14.29%
Fair		1	14.29%
Poor		0	0.00%
Total		7	100.00%

Min Value	Max Value	Average Value	Standard Deviation	Total Respondents
1	4	1.86	1.21	7



SOCCCD Board of Trustees Self- Evaluation 2018 Results

BEG3. The Board will strengthen its knowledge of the budget to ensure the long range fiscal stability and financial strength of the District.

Answer	Bar	Response	%
Excellent		3	42.86%
Good		4	57.14%
Neutral		0	0.00%
Fair		0	0.00%
Poor		0	0.00%
Total		7	100.00%

Min Value	Max Value	Average Value	Standard Deviation	Total Respondents
4	5	4.43	0.53	7



BEG4. The Board will maintain an effective and strong working relationship with the Chancellor

Answer	Bar	Response	%
Excellent		6	85.71%
Good		1	14.29%
Neutral		0	0.00%
Fair		0	0.00%
Poor		0	0.00%
Total		7	100.00%

Min Value	Max Value	Average Value	Standard Deviation	Total Respondents
4	5	4.86	0.38	7



SOCCCD Board of Trustees Self- Evaluation 2018 Results

BEG5. The Board will ensure that the District effectively advocates its positions on key, local, state and federal policy issues affecting the District.

Answer	Bar	Response	%
Excellent		3	42.86%
Good		4	57.14%
Neutral		0	0.00%
Fair		0	0.00%
Poor		0	0.00%
Total		7	100.00%

Min Value	Max Value	Average Value	Standard Deviation	Total Respondents
4	5	4.43	0.53	7

BEG6. The Board will remain committed in its engagement in professional development.



Answer	Bar	Response	%
Excellent		1	14.29%
Good		6	85.71%
Neutral		0	0.00%
Fair		0	0.00%
Poor		0	0.00%
Total		7	100.00%

Min Value	Max Value	Average Value	Standard Deviation	Total Respondents
4	5	4.14	0.38	7

SOCCCD Board of Trustees Self- Evaluation 2018 Results



Please indicate the extent to which you agree or disagree with the following statements.

Q1. The Board understands its policy role and differentiates its role from those of the Chancellor, District Services and college employees.

Answer	Bar	Response	%
Strongly Agree		2	28.57%
Agree		5	71.43%
Neutral		0	0.00%
Disagree		0	0.00%
Strongly Disagree		0	0.00%
Total		7	100.00%

Min Value	Max Value	Average Value	Standard Deviation	Total Respondents
4	5	4.29	0.49	7



Q2. The Board’s policies are regularly reviewed and are up-to-date. They effectively guide District Services and college operations.

Answer	Bar	Response	%
Strongly Agree		3	42.86%
Agree		4	57.14%
Neutral		0	0.00%
Disagree		0	0.00%
Strongly Disagree		0	0.00%
Total		7	100.00%

Min Value	Max Value	Average Value	Standard Deviation	Total Respondents
4	5	4.43	0.53	7



SOCccd Board of Trustees Self- Evaluation 2018 Results

Q3. The Board clearly delegates authority to and supports the Chancellor.

Answer	Bar	Response	%
Strongly Agree		5	71.43%
Agree		2	28.57%
Neutral		0	0.00%
Disagree		0	0.00%
Strongly Disagree		0	0.00%
Total		7	100.00%

Min Value	Max Value	Average Value	Standard Deviation	Total Respondents
4	5	4.71	0.49	7



Q4. The Board sets clear expectations for and effectively evaluates the Chancellor.

Answer	Bar	Response	%
Strongly Agree		2	28.57%
Agree		5	71.43%
Neutral		0	0.00%
Disagree		0	0.00%
Strongly Disagree		0	0.00%
Total		7	100.00%

Min Value	Max Value	Average Value	Standard Deviation	Total Respondents
4	5	4.29	0.49	7



SOCCCD Board of Trustees Self- Evaluation 2018 Results

Q5. Board members represent the interests and needs of the communities served by the district.

Answer	Bar	Response	%
Strongly Agree		5	71.43%
Agree		2	28.57%
Neutral		0	0.00%
Disagree		0	0.00%
Strongly Disagree		0	0.00%
Total		7	100.00%

Min Value	Max Value	Average Value	Standard Deviation	Total Respondents
4	5	4.71	0.49	7



Q6. The Board advocates on behalf of the district to local, state, and federal governments.

Answer	Bar	Response	%
Strongly Agree		3	42.86%
Agree		4	57.14%
Neutral		0	0.00%
Disagree		0	0.00%
Strongly Disagree		0	0.00%
Total		7	100.00%

Min Value	Max Value	Average Value	Standard Deviation	Total Respondents
4	5	4.43	0.53	7



SOCCCD Board of Trustees Self- Evaluation 2018 Results

Q7. The Board assures that there is an effective planning process and is appropriately involved in the process.

Answer	Bar	Response	%
Strongly Agree		2	28.57%
Agree		5	71.43%
Neutral		0	0.00%
Disagree		0	0.00%
Strongly Disagree		0	0.00%
Total		7	100.00%

Min Value	Max Value	Average Value	Standard Deviation	Total Respondents
4	5	4.29	0.49	7




Q8. Board members are knowledgeable about the district’s educational programs and services.

Answer	Bar	Response	%
Strongly Agree		3	42.86%
Agree		4	57.14%
Neutral		0	0.00%
Disagree		0	0.00%
Strongly Disagree		0	0.00%
Total		7	100.00%

Min Value	Max Value	Average Value	Standard Deviation	Total Respondents
4	5	4.43	0.53	7



SOCCCD Board of Trustees Self- Evaluation 2018 Results

Q9. Board members understand the budget and fiscal status of the district.

Answer	Bar	Response	%
Strongly Agree		2	28.57%
Agree		4	57.14%
Neutral		1	14.29%
Disagree		0	0.00%
Strongly Disagree		0	0.00%
Total		7	100.00%

Min Value	Max Value	Average Value	Standard Deviation	Total Respondents
3	5	4.14	0.69	7



Q10. Board decisions assure the fiscal stability and health of the district.

Answer	Bar	Response	%
Strongly Agree		5	71.43%
Agree		2	28.57%
Neutral		0	0.00%
Disagree		0	0.00%
Strongly Disagree		0	0.00%
Total		7	100.00%

Min Value	Max Value	Average Value	Standard Deviation	Total Respondents
4	5	4.71	0.49	7


SOCCCD Board of Trustees Self- Evaluation 2018 Results

Q11. The Board effectively monitors implementation of institutional plans.

Answer	Bar	Response	%
Strongly Agree		3	42.86%
Agree		4	57.14%
Neutral		0	0.00%
Disagree		0	0.00%
Strongly Disagree		0	0.00%
Total		7	100.00%

Min Value	Max Value	Average Value	Standard Deviation	Total Respondents
4	5	4.43	0.53	7



Q12. The Board respects faculty, staff, and student participation in college and District Services decision making.

Answer	Bar	Response	%
Strongly Agree		7	100.00%
Agree		0	0.00%
Neutral		0	0.00%
Disagree		0	0.00%
Strongly Disagree		0	0.00%
Total		7	100.00%

Min Value	Max Value	Average Value	Standard Deviation	Total Respondents
5	5	5.00	0.00	7



SOCCCD Board of Trustees Self- Evaluation 2018 Results

Q13. Trustees refrain from attempting to manage or direct work or activities of District Services and college employees.

Answer	Bar	Response	%
Strongly Agree		5	71.43%
Agree		2	28.57%
Neutral		0	0.00%
Disagree		0	0.00%
Strongly Disagree		0	0.00%
Total		7	100.00%

Min Value	Max Value	Average Value	Standard Deviation	Total Respondents
4	5	4.71	0.49	7



Q14. Trustee behavior sets a positive tone for the district.

Answer	Bar	Response	%
Strongly Agree		5	71.43%
Agree		2	28.57%
Neutral		0	0.00%
Disagree		0	0.00%
Strongly Disagree		0	0.00%
Total		7	100.00%

Min Value	Max Value	Average Value	Standard Deviation	Total Respondents
4	5	4.71	0.49	7



SOC CCD Board of Trustees Self- Evaluation 2018 Results

Q15. The Board regularly reviews and adheres to its code of ethics and standards of practice.

Answer	Bar	Response	%
Strongly Agree		6	85.71%
Agree		1	14.29%
Neutral		0	0.00%
Disagree		0	0.00%
Strongly Disagree		0	0.00%
Total		7	100.00%

Min Value	Max Value	Average Value	Standard Deviation	Total Respondents
4	5	4.86	0.38	7



Q16. Board members maintain confidentiality of privileged information.

Answer	Bar	Response	%
Strongly Agree		4	57.14%
Agree		3	42.86%
Neutral		0	0.00%
Disagree		0	0.00%
Strongly Disagree		0	0.00%
Total		7	100.00%

Min Value	Max Value	Average Value	Standard Deviation	Total Respondents
4	5	4.57	0.53	7



SOCCCD Board of Trustees Self- Evaluation 2018 Results

Q17. Board meeting agendas include sufficient information; the topics reflect board responsibilities and tasks.

Answer	Bar	Response	%
Strongly Agree		2	28.57%
Agree		5	71.43%
Neutral		0	0.00%
Disagree		0	0.00%
Strongly Disagree		0	0.00%
Total		7	100.00%

Min Value	Max Value	Average Value	Standard Deviation	Total Respondents
4	5	4.29	0.49	7



Q18. Board meetings are conducted in an orderly, respectful manner; sufficient time is provided to explore and resolve key issues.

Answer	Bar	Response	%
Strongly Agree		6	85.71%
Agree		1	14.29%
Neutral		0	0.00%
Disagree		0	0.00%
Strongly Disagree		0	0.00%
Total		7	100.00%

Min Value	Max Value	Average Value	Standard Deviation	Total Respondents
4	5	4.86	0.38	7




SOCCCD Board of Trustees Self- Evaluation 2018 Results

Q19. The Board evaluation process helps the Board enhance its performance.

Answer	Bar	Response	%
Strongly Agree		5	71.43%
Agree		2	28.57%
Neutral		0	0.00%
Disagree		0	0.00%
Strongly Disagree		0	0.00%
Total		7	100.00%

Min Value	Max Value	Average Value	Standard Deviation	Total Respondents
4	5	4.71	0.49	7

Q20. Board members engage in professional development that enhances their performance as trustees. New Board members have an orientation to their role.

Answer	Bar	Response	%
Strongly Agree		2	28.57%
Agree		4	57.14%
Neutral		1	14.29%
Disagree		0	0.00%
Strongly Disagree		0	0.00%
Total		7	100.00%

Min Value	Max Value	Average Value	Standard Deviation	Total Respondents
3	5	4.14	0.69	7