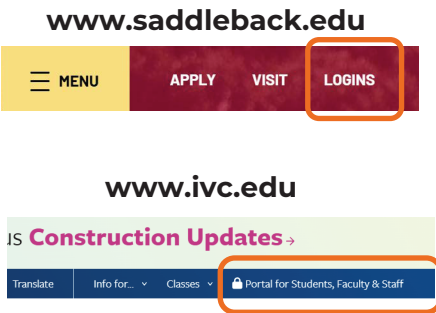


Student Multifactor Authentication

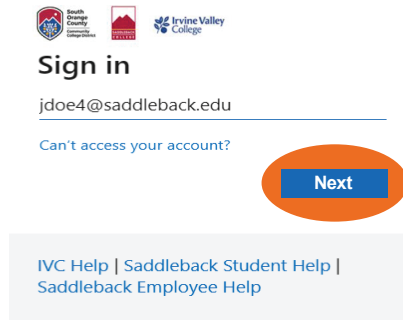


South Orange County
Community College District

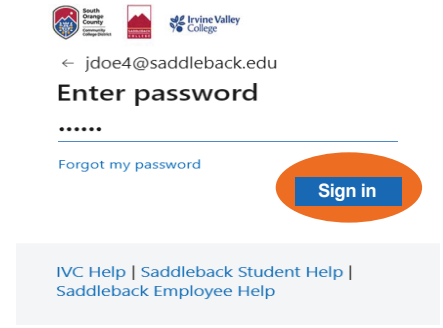
1 Go to the login location (below) and click the login option:



2 Enter your college assigned email and click on **“Next.”**



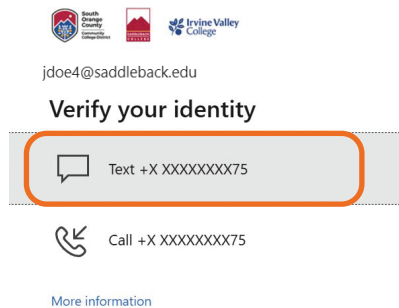
3 Enter your password and click on **“Sign in.”**



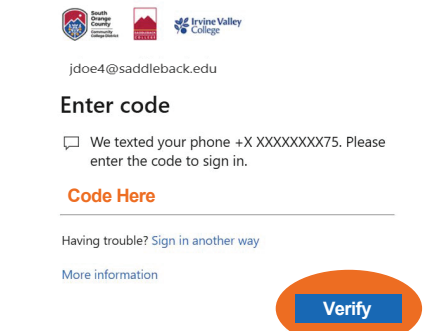
4 Select the **“MFA self-enrollment icon.”**



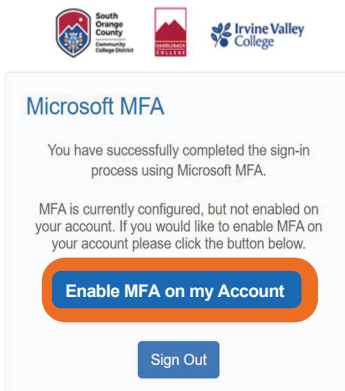
5 Select **“Text.”**




6 Enter the verification code, then click **“Verify.”**



7 Select **“Enable MFA on my Account.”**



8 Select **“Sign Out.”**



Need Help?

If you have questions, please contact campus technology support at:

Saddleback College

- Phone **949-582-4363**
- Click [website technical help](#)

Irvine Valley College

- Phone **949-451-5696**
- Click [website technical help](#)