


# Student Multi-factor Enrollment

## Urdu

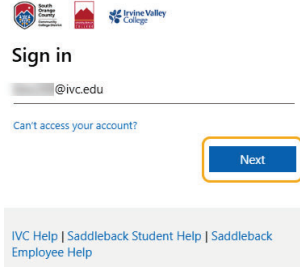


South  
Orange  
County  
Community  
College District

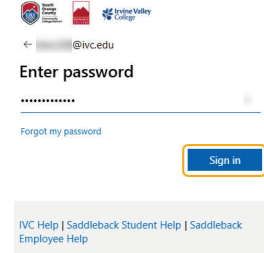
1. Go to  
**www.saddleback.edu**  
**www.ivc.edu**  
www.ivc.edu or  
www.saddleback.edu  
پر جا کر  
پر کلک کریں .



2. Enter your college-  
2. اپنا کالج تفویض کردہ ای میل درج  
کریں اور Next کلک کریں .



3. Enter your password and  
click **Sign in**  
3. اپنا پاسورڈ درج کریں اور  
Sign In پر کلک کریں .



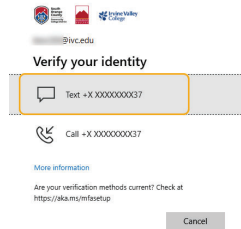
4. Select the **Microsoft  
MFA Self-enrollment**  
icon

4. Microsoft MFA Self-Enrollment  
پر کلک کریں .



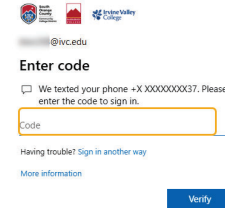
5. Select **Text** as your  
verification method

5. Text کو اپنا ویریفیکیشن کا  
طریقہ منتخب کریں .



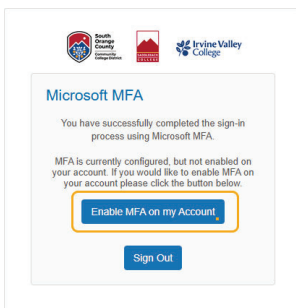
6. Enter the verification

6. ویریفیکیشن کوڈ درج کریں  
اور پھر Verify پر کلک کریں .



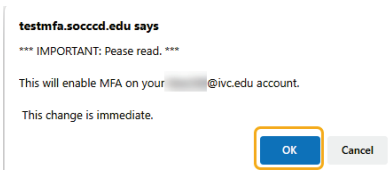
7. Select **Enable MFA**

7. Enable MFA on my Account  
منتخب کریں .




8. Click **OK**

8. OK پر کلک کریں .



9. Click **Sign Out**

9. Sign Out پر کلک کریں .



**Need  
Help?**

If you have questions,  
please contact campus  
technology support at:

**Saddleback College**  
• Phone **949-582-4363**  
• Click [website help](#)

**Irvine Valley College**  
• Phone **949-451-5696**  
• Click [website help](#)